

ATLAS®

Atlas fifth wheels and travel trailers deliver highly visible, value-driven standard features. The inclusions and design are timeless, yet forward trending to address your desire for comfort and style.

Features in Atlas

- **Fold Down Entry Steps** - stability you need when coming and going from your Atlas. Easy to expand and store away, these durable aluminum steps deliver a sound platform.
- **Arctic Insulation Package** - While other RVers are putting their rigs away for the winter, Atlas owners will still be traveling strong all winter long thanks to the Arctic Insulation Package. This package adds extra insulation from the elements, which means you'll have peace of mind up North and up the mountains.
- **Fully Enclosed and Heated Underbelly** - all of your RV's vital functions are kept out of the elements. Plus, this extra layer of protection means you can travel further into the year.
- **50 Amp Service Standard**

Atlas Travel Trailer

EXTERIOR FEATURES:

- 15,000 BTU A/C
- 6 Gallon Gas/Electric Water Heater
- Outside TV Hook Up & Mount
- Outside Speakers
- 50 Amp Detachable Marine Power Cord
- Solar Prep
- Backup Camera Prep
- Spare Tire
- Exterior Spray Port
- Electric Power Stabilizers

INTERIOR FEATURES:


- Large Drawers Under Dinette Booth
- Oversized Farm-Style Single Bowl Sink
- High Rise Pull-Out Faucet
- 8 cu. ft. Refrigerator
- Seamless Countertops
- 3 Burner Range w/ Glass Cover
- LED HD TV
- 30" Fireplace
- Porcelain Toilet
- Medicine Cabinet
- LED Interior Lighting
- Reading Lights in Bedroom
- Pop Up Power Station



Standard Features In Atlas Travel Trailer Floor Plan



ATLAS TRAVEL TRAILER 2202RB
Length: 26' 10" Weight: 5,763 lbs. Sleeps: 2-4
Hitch: 748 lbs. Height: 11' 5"



ATLAS TRAVEL TRAILER 2702RB
Length: TBD Weight: TBD Sleeps: 2-4
Hitch: TBD Height: TBD



ATLAS TRAVEL TRAILER 2902BH
Length: 33' 9" Weight: 6,894 lbs. Sleeps: 4-6
Hitch: 798 lbs. Height: 11' 2"



ATLAS TRAVEL TRAILER 3202BH
Length: 36' 10" Weight: 7,755 lbs. Sleeps: 4-8
Hitch: 991 lbs. Height: 11' 7"



ATLAS TRAVEL TRAILER 3302RL
Length: 37' 5" Weight: 8,391 lbs. Sleeps: 2-4
Hitch: 1,132 lbs. Height: 11' 7"



ATLAS TRAVEL TRAILER 3382BH
Length: 37' 6" Weight: 8,237 lbs. Sleeps: 4-6
Hitch: 1,142 lbs. Height: 11' 7"



Atlas Fifth Wheel

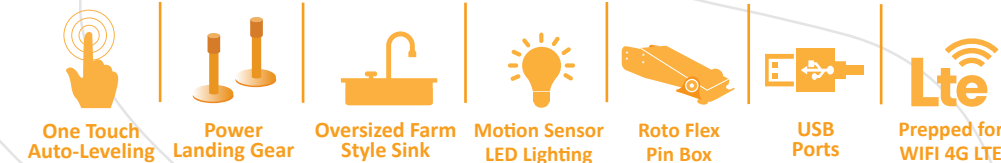
EXTERIOR FEATURES:

- 15,000 BTU A/C
- 6 Gallon Gas/Electric Water Heater
- Outside TV Hook Up & Mount
- Outside Speakers
- 50 Amp Detachable Marine Power Cord
- Solar Prep
- Backup Camera Prep
- Spare Tire
- Exterior Spray Port
- Level Up Auto-Leveling (Select Models)
- Enclosed Gate Values
- Hitch Receiver

INTERIOR FEATURES:

- Large Drawers Under Dinette Booth
- Oversized Farm-Style Single Bowl Sink
- High Rise Pull-Out Faucet
- 8 cu. ft. Refrigerator
- 12 cu. ft. Refrigerator (Select Models)
- Seamless Countertops
- 3 Burner Range w/ Glass Cover
- LED HD TV
- 40" Fireplace (Select Models)
- Porcelain Toilet
- Medicine Cabinet
- LED Interior Lighting
- Reading Lights in Bedroom
- Pop Up Power Station
- Solid Surface Countertops (Select Models)

Standard Features In Atlas Fifth Wheel Floor Plan



ATLAS FIFTH WHEEL 2502REF
Length: 29' 11" Weight: 7,876 lbs. Sleeps: 2
Hitch: 1,632 lbs. Height: 12' 5"



ATLAS FIFTH WHEEL 2942BHF
Length: 33' 10" Weight: 8,596 lbs. Sleeps: 4-6
Hitch: 1,549 lbs. Height: 12' 6"



ATLAS FIFTH WHEEL 2992RLF
Length: 33' 11" Weight: 9,034 lbs. Sleeps: 2-4
Hitch: 1,566 lbs. Height: 12' 6"



ATLAS FIFTH WHEEL 3172RLKB
Length: 33' 10" Weight: 9,709 lbs. Sleeps: 3-4
Hitch: 2,230 lbs. Height: 12' 6"



ATLAS FIFTH WHEEL 3342BHF
Length: 37' 10" Weight: 10,316 lbs. Sleeps: 4-6
Hitch: 2,018 lbs. Height: 12' 11"



ATLAS FIFTH WHEEL 3552MBKB
Length: 39' 11" Weight: 11,099 lbs. Sleeps: 4-6
Hitch: 1,879 lbs. Height: 12' 10"



ATLAS FIFTH WHEEL 3602LFKB
Length: 40' 9" Weight: 11,418 lbs. Sleeps: 3-4
Hitch: 2,246 lbs. Height: 13' 0"



ATLAS FIFTH WHEEL 3802FLKB
Length: 42' 5" Weight: 11,796 lbs. Sleeps: 3-4
Hitch: 3,092 lbs. Height: 12' 5"

*All information & specifications are for units manufactured after 03/01/2021


ATLAS®

Soul of the RV

Whether a weekend getaway or an extended season, the Atlas will renew your spirit. With more standard features and a focus on quality, value, and design, find your soul of the RV.



INTERIOR DECORS



Lexington

Flooring

Woodgrain

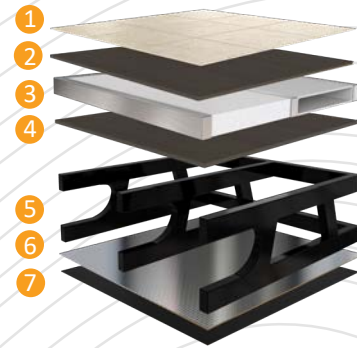
Countertops



DUTCHMEN® CONSTRUCTION ADVANTAGE

HyperDeck Floor Structure

- 1 Linoleum Flooring
- 2 Fiberglass Reinforced Polypropylene
- 3 Higher Density Foam Core
- 4 Fiberglass Reinforced Thermoplastic Base Layer
- 5 Steel powder coated main I-Beam Frame
- 6 Foil Barrier (FW Only)
- 7 Fully Enclosed Underbelly




Vacuum Bonded Laminated Walls

- 1 Fiberglass Exterior Panel
- 2 Lauan Wall Backing
- 3 Aluminum Frame with Block Foam Insulation
- 4 Lauan Interior Wall Panel



Insulated Reinforced Front Cap

- 1 Lauan Interior Panel
- 2 Aluminum Frame with Fiberglass Insulation
- 3 Fiberglass Front Cap



Your Dealer

PO BOX 2000 | 2164 CARAGANA COURT | GOSHEN, IN 46527 | SALES 574.537.0600

www.dutchmen.com

Visit us online to see all the Dutchmen brands, innovative models and spacious floor plans.



MORE STANDARD FEATURES MORE VALUE

Everything we put into our innovative floor plans are designed to maximize storage and comfort. We don't stop there, to ensure peace of mind after the purchase we have the industry's best RV warranty, 100% pre-delivery inspection, and the leader in parts and service. While other manufacturers offer features as options, we prefer to make those same features standard.

We've built a reputation for bringing RV owners more standard features for less money for over 25 years, and it's a reputation we plan to keep.



**100%
PRE-DELIVERY
INSPECTION**

At Dutchmen, quality is standard. Every single Dutchmen RV that comes off the line receives it's own pre-delivery inspection. Every unit undergoes a thorough 253-point check to ensure accurate measurements, fully-functional electronics and components.



**THE INDUSTRY'S
BEST
RV WARRANTY**

With this industry-best warranty, we take the guessing game out of what is and isn't covered. So, that means you don't have to wrangle over the details, because we deliver value by clearly outlining the major components we back during the first three years.



**THE LEADER IN
PARTS AND SERVICE**

Replacement parts. Routine checkups. Expert advice. You name it and we've got it covered. When only the best RV services will suffice, our industry-leading parts and service department is ready to help you get back on the road - and stay there longer than ever before.

Length is defined as the distance from the centerline of hitch pin/coupler to rear bumper of trailer. **Our weights represent how most units are built, inclusive of many commonly-ordered options. ***Fresh water capacity includes water heater capacity.

DISCLAIMER: Product information is as accurate as possible as of the date of brochure publication. All features, floor plans and specifications in this brochure are subject to change without notice. Please consult Dutchmen's website at www.dutchmen.com for current product information and specifications. Tow Vehicle Disclaimer. CAUTION: Owners of Dutchmen recreational vehicles are solely responsible for the selection and proper use of tow vehicles. All customers should consult with a motor vehicle manufacturer or their dealer concerning the purchase and use of suitable tow vehicles for Dutchmen products. Dutchmen disclaims any liability or damages suffered as a result of the selection, operation, use or misuse of a tow vehicle. DUTCHMEN'S LIMITED WARRANTY DOES NOT COVER DAMAGE TO THE RECREATIONAL VEHICLE OR THE TOW VEHICLE AS A RESULT OF THE SELECTION, OPERATION, USE OR MISUSE OF THE TOW VEHICLE. REFERENCE DUTCHMEN MANUFACTURING OWNERS MANUAL FOR LIMITED WARRANTY DETAILS. © 2020 Dutchmen 11-01-2020-Aspen Trail-Printed in U.S.A

ATLAS®



Fifth Wheels &
Travel Trailers

Set your course.

